

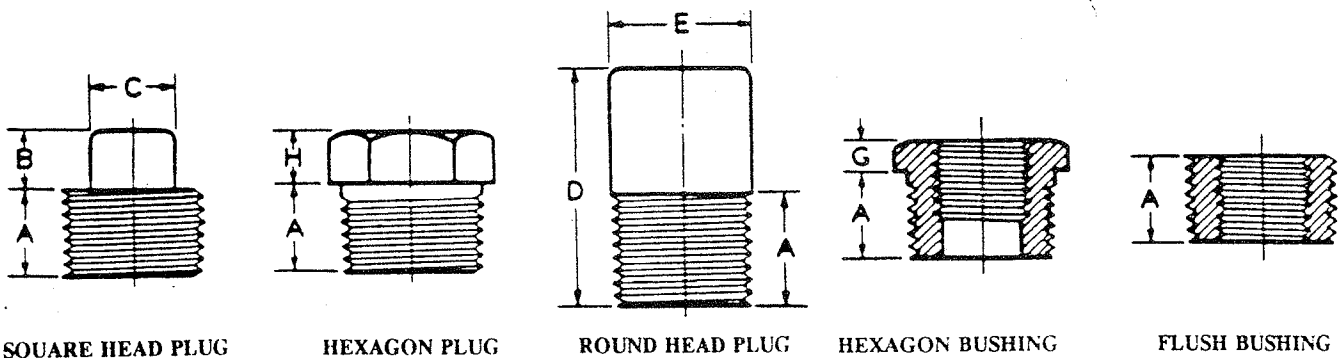
## Threaded Plugs and Bushings

### DIMENSIONS (Inches)

NOMINAL PIPE SIZE	1/2	3/4	1	1 1/4	1 1/2	2	2 1/2	3	4
A	1 3/4	1 3/4	2	2	2	2 1/2	2 3/4	2 3/4	3
B	27/32	1 1/16	1 5/16	1 11/16	1 29/32	2 3/8	2 7/8	3 1/2	4 1/2
C	7/8	1 1/16	1 7/16	1 13/16	2	2 1/2	3	3 3/4	4 5/8
D	5/16	3/8	3/8	9/16	5/8	11/16	3/4	13/16	1 1/4
E	11/16	3/4	27/32	7/8	15/16	1	1 1/4	1 9/16	1 21/32
F	9/16	5/8	13/16	15/16	1 1/8	1 5/16	1 1/2	1 11/16	2 1/2
G	3/8	7/16	1/2	9/16	5/8	11/16	3/4	13/16	1 1/4
H	9/16	5/8	3/4	13/16	13/16	7/8	1 1/16	1 1/8	1 3/8
J	7/8	1 1/16	1 7/16	1 13/16	2	2 1/2	3	3 3/4	4 5/8
K	3/16	1/4	1/4	3/8	3/8	3/8	1/2	13/16	1 1/4
L	11/16	3/4	27/32	7/8	15/16	1	1 1/4	1 9/16	1 21/32
M	9/16	5/8	3/4	13/16	13/16	7/8	1 1/16	1 1/8	1 1/4
N	9/16	5/8	3/4	13/16	13/16	7/8	1 1/16	1 1/8	1 1/4

### WEIGHTS (Pounds)

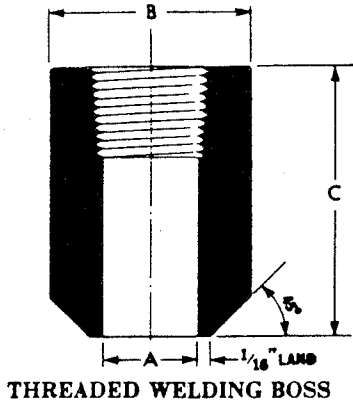
ROUND HEAD PLUGS	.250	.375	.750	1.125	1.563	3.00	4.75	7.62	12.87
HEXAGON PLUGS	.188	.313	.500	1.125	1.375	2.25	3.87	5.87	13.00
SQUARE HEAD PLUGS	.125	.188	.313	.563	.875	1.50	2.25	2.87	7.18
HEXAGON BUSHINGS	.063	.125	.188	.375	.688	1.62	2.37	3.50	8.31
FLUSH BUSHINGS	.063	.125	.125	.125	.188	.37	.62	1.00	2.00



\* Dimension J for Hex Head Bushing and Dimension C for Hex Head Plug are the same.

**THREADED WELDING BOSSES**

**3000 POUND**



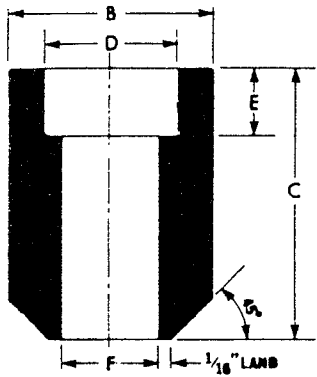
Nominal Pipe Size	3/8	1/2	3/4	1	1 1/4	1 1/2	2
Dimension A	.563	.703	.906	1.141	1.469	1.687	2.187
Dimension B	1	1 1/4	1 1/2	1 3/4	2 1/4	2 1/2	3
Dimension C	1 3/4	2	2	2	2	2	2

**6000 POUND**

Dimension A	.563	.703	.906	1.141	1.469	1.687	2.187
Dimension B	1 1/4	1 1/2	1 3/4	2 1/4	2 1/2	3	3 5/8
Dimension C	1 3/4	2	2	2	2	2	2

**SOCKET-WELDING AND COMBINATION WELDING BOSSES**

**3000 POUND**

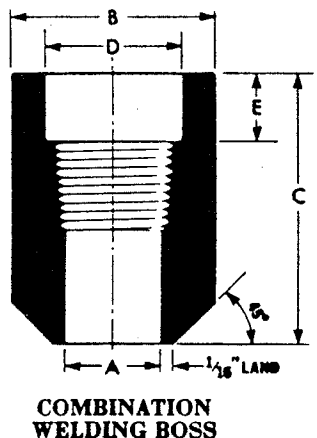


Nominal Pipe Size	3/8	1/2	3/4	1	1 1/4	1 1/2	2
Dimension A	.563	.703	.906	1.141	1.469	1.687	2.187
Dimension B	1	1 1/4	1 1/2	1 3/4	2 1/4	2 1/2	3
Dimension C	1 3/4	2	2	2	2	2	2
Dimension D	.690	.855	1.065	1.330	1.675	1.915	2.406
Dimension E	7/16	1/2	9/16	5/8	11/16	3/4	7/8
Dimension F	.493	.622	.824	1.049	1.380	1.610	2.067

**6000 POUND**

Dimension A	.563	.703	.906	1.141	1.469	1.687	2.187
Dimension B	1 1/4	1 1/2	1 3/4	2 1/4	2 1/2	3	3 5/8
Dimension C	1 3/4	2	2	2	2	2	2
Dimension D	.690	.855	1.065	1.330	1.675	1.915	2.406
Dimension E	7/16	1/2	9/16	5/8	11/16	3/4	7/8
Dimension F	.359	.464	.612	.815	1.160	1.338	1.687

**9000 POUND**



Dimension A	-	.703	.906	1.141	1.469	1.687	2.187
Dimension B	-	1 3/4	2 1/4	2 1/2	3	3 5/8	4 1/4
Dimension C	-	2	2	2	2	2	2 1/4
Dimension D	-	.855	1.065	1.330	1.675	1.915	2.406
Dimension E	-	1/2	9/16	5/8	11/16	3/4	7/8
Dimension F	-	.252	.434	.599	.896	1.100	1.503